

TWO DIRECTORS OBTAIN CERTIFICATE

Page 2

Congratulations to
Director Boedecker
& Director Hanson

2021 CCECA SCHOLARSHIPS

Page 3

\$4,500 in scholarships
for graduating high school
seniors

UPDATE YOUR INFO

Page 3

Phone #, Email,
Mailing Address

BURNING DITCHES

Page 4

Before you do your
“spring cleaning”
read this article

MEMBER CHALLENGE

Page 4

Find the answers
within the newsletter
for a chance to win a
bill credit.

Grain Bin Awareness

Page 2

Boedecker Receives CCD and Hanson Director Gold

Two Directors Obtain National Recognition Certificates:

Director Steve Boedecker recently received the Credential Cooperative Director certificate (CCD) from the National Rural Electrical Cooperative Association (NRECA). Directors who have attained the CCD have completed 5 credits on basic governance knowledge and the essential skills required of cooperative directors. Congratulations, Steve!



Director Ron Hanson recently received the Director Gold certificate from NRECA. The Director Gold credential recognizes directors committed to continuing their education beyond the CCD and BLC and who desire a tangible credential that demonstrates their ongoing commitment to advancing their knowledge. Congratulations, Ron!

An ever-changing business environment has imposed new demand on electric cooperative directors, requiring increased knowledge of changes in the electric utility business, new governance skills and a solid knowledge of the cooperative principles and business model. Calhoun County Electric Cooperative has a commitment to work through IAEC and NRECA to sharpen this body of knowledge for the benefit of their electric cooperative consumer-owners.

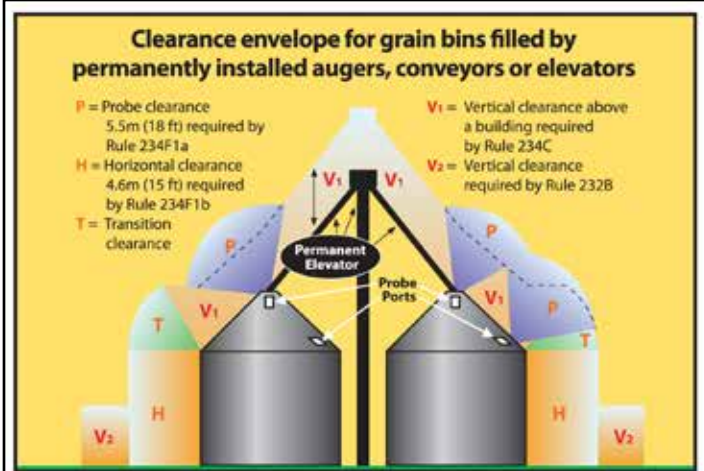


*Daylight Saving Time
March 14, 2021*

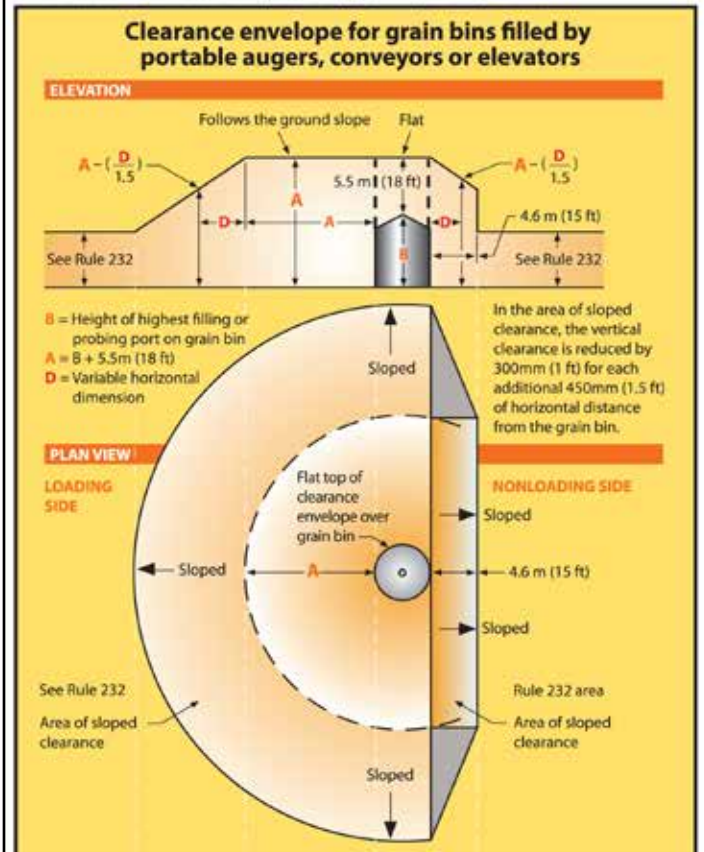
Thank you for your efforts to conserve energy during the unprecedented events that took place February 15-17.

Even though any amount of time without power is undesirable, substation outages were strategically kept to just 45-60 minutes to help allow members to regain the power needed to heat their homes and operate their livestock facilities and businesses.

Visit our website for more information on this event.



From IEEE Std. C2-2017, "National Electrical Safety Code." © Copyright 2016 by IEEE. All rights reserved.



From IEEE Std. C2-2017, "National Electrical Safety Code." © Copyright 2016 by IEEE. All rights reserved. The IEEE disclaims any responsibility or liability resulting from the placement and use in the described manner.

According to the Iowa Electric Safety Code found in Iowa Administrative Code Chapter 199 -- 25.2(3) b. An electric utility may refuse to provide electric service to any grain bin built near an existing electric line which does not provide the clearances required by the American National Standards Institute (ANSI)C2-2017 "National Electrical Safety Code," Rule 234F. This paragraph "b" shall apply only to grain bins loaded by portable augers, conveyors or elevators and built after September 9, 1992, or to grain bins loaded by permanently installed augers, conveyors, or elevator systems installed after December 24, 1997. (As adopted by the Iowa Utilities Board)

Calhoun County Electric Cooperative is required by the Iowa Utilities Board to provide this annual notice to farmers, farm lenders, grain bin merchants, and city and county zoning officials. If you have any questions concerning clearance regulations, please call at 712-297-7112.

Recipe of the Month

Homemade Pizza Bites

1 lb. package of pizza dough
8 ounces of mozzarella cheese
Sliced pepperoni
Sausage crumbles
Olive oil

¼ teaspoon of garlic powder
¼ teaspoon of Italian seasoning
Shredded parmesan cheese
Pizza sauce for serving

Preheat oven to 400 degrees. Spray a 9x9 baking dish with non-stick spray. Divide the pizza dough into 16 sections. Roll each piece out to ¼ inch thickness. Add a handful of pepperoni, sausage, and cheese to the middle of the dough piece. Pinch the corners together to seal the ingredients inside and make a ball. Place each dough ball seam side down into the baking dish. Brush the tops of the dough balls with olive oil. Then sprinkle with garlic powder, Italian seasoning, and parmesan cheese. Bake uncovered for 20 minutes or until dough starts to turn golden brown. Serve warm with pizza sauce for dipping.



UPDATE YOUR INFO

When was the last time you updated your contact information with Calhoun County ECA?

- Call 712-297-7112 or
- Send this with your next payment

Name: _____

Phone: _____

Email: _____

Calhoun County Electric Cooperative Association Scholarship


Any graduating high school senior who is a dependent of a Calhoun County Electric Cooperative member is eligible to apply for the 2021 CCECA scholarship. Applicants must be a student who is enrolled or planning to enroll, in a full-time undergraduate course of study at an accredited college, university, or vocational/technical school in the fall of 2021. Three \$1,000 scholarships and three \$500 scholarships will be awarded.



Please download the complete application on our website at: www.calhounrec.coop or contact your high school guidance counselor. Return completed applications to our office on or before 4:30 pm on Friday, April 2, 2021 with the following:

- Completed application
- Essay answering: *In your opinion, how does Calhoun County Electric Cooperative make an impact on the local community?*

Congratulations to all area wrestlers that advanced to the Iowa High School State Wrestling Tournament, including Titan wrestler Blake McAlister. Blake is the son of Amy and Bret McAlister (line superintendent)!



From L to R: Brenna, Amy, Blake, Bret, and Chase McAlister

Burning Ditches



As farmers and homeowners do “spring cleaning” on their properties, burning off weeds, old vegetation, prairies and ditches is a common way to clean up. However, recognize that the process can be dangerous, and take proper precautions to prevent a “controlled burn” from quickly turning into an uncontrolled disaster.

Additionally, if the area you choose to burn is near a utility pole or if it spreads more quickly and farther than you thought it might, your controlled burn could get expensive.

Fire damage to a power pole is usually evident by blackening and scorch marks, but even slight discoloration can cause serious problems. In some cases, the pole can look like it has little damage on the outside, all the while burning from the inside out.

In all cases the result is the same: the utility pole is compromised and will most likely need to be replaced, compliments of the person who started the burn. The fees passed on to the person who caused it are substantial—usually in the thousands of dollars.

The damage could also cause a power outage or other serious service issues including energized lines falling near or on the ground, creating a potentially deadly situation.

So what can you do to prevent burn-related damage to a power pole?

- Plan your burn before you begin.
- Check the forecast for weather conditions, such as wind direction and speed, as well as humidity (as a general rule, relative humidity should be 40 percent or higher, the temperature should be less than 60 degrees F, and the wind should be 5-15 mph at 6 feet off the ground).
- If there are power poles in the planned burning area, clear all vegetation and weeds at least four feet around the base of the pole.
- Wet the base of the pole with water before beginning your burn.

If your fire gets out of control, gets too close to a power pole, or if the pole catches on fire, call 9-1-1 and also contact our office to report it. Once a fire breaks out, NEVER spray water near the pole, power lines, or any other utility equipment. Electricity and water do not mix and you could cause a short circuit that could cause serious injury or death.

For more information on safe burning, contact us.

Source: Safe Electricity

Member Challenge...



Which co-op director received their Credentialed Cooperative Director certificate?

How many feet around poles should vegetation and weeds be cleared if you plan to burn? _____

☐ True or ☐ False: High school seniors that are dependents of a CCECA member are eligible for the 2021 scholarship.

Name _____

Find the answers within the stories, features, and content of this newsletter and you could win a prize. Send your answer to kwiederin@calhounrec.coop or clip and mail to: Calhoun County Electric Cooperative, PO Box 312, Rockwell City, IA 50579.

You may mail your entry along with your electric bill payment, but remember there is a deadline! Entries for this issue **must be received by April 1**. Three names will be drawn from all correct entries. Members will receive a \$10 credit on their account. Members who answer the questions correctly and participate at least three times throughout the year will be eligible for a \$100 bill credit, through a random drawing, at the end of the year.

*Congratulations to January's member challenge winners:
Harry Clow, Melvin Seil and Dave Haberl*

Reach Us

OFFICE HOURS:

8 a.m. to 4:30 p.m.
(Mon-Fri)

Contact 24/7 with the following numbers:

General Phone:

(712) 297-7112

Toll Free:

(800) 821-4879

Fax:

(712) 297-7211

Visit us online:

www.calhounrec.coop

Email:

info@calhounrec.coop

DIRECTORS:

Jim Miller, President - Fonda

LaVerne Arndt,

Vice President - Sac City

Jason McKenney,

Secretary - Somers

Ron Hanson,

Treasurer - Pomeroy

Duane Beschoner - Lohrville

Steve Boedecker - Rockwell City

Scott Hicks - Lake City

Keaton Hildreth, CEO



Know what's below.
Call before you dig.

**IOWA ONE-CALL
AT 811 OR
(800) 292-8989
BEFORE YOU DIG**

EASY WAYS TO PAY BILL:

Online: Access through www.calhounrec.coop and pay online 24/7.

Auto Bill Pay (ACH): Deduct from your bank account. Find the form on our website or stop by the office.

Call: Call the office and make a payment over the phone with a card or checking account.

**Outside Drop Box/
Front Corner:**

Rockwell City, IA

U.S. Postal Mail

This institution is an equal opportunity provider and employer.